

N2PS merchandisers can be set in a back-to-back configuration. And with the addition of one N2PSE crown-end, a peninsula configuration can be created. And two N2PSE crown-ends added to the ends in a back-to-back configuration completes a full walk-around island that is great for 360° display of produce, meat or deli items.



IN ACCORDANCE WITH NSF
SANITATION PROCEDURES



Features & Benefits

- Energy-efficient copper tube and aluminum fin coils.
- Top shelf adds merchandising flexibility.
- Telescoping white powder-coated display screens enhance product presentation.
- Solid steel base adds strength and durability.
- Easily removable front and rear ducts enhance ease of sanitation.
- Fan assembly design allows access to coils and drain pans.
- Off-cycle defrost.

Options


- ECM fan motors for additional energy savings.
- Multiple-depth shelving with or without compact fluorescent shelf lighting with remote electronic ballasts.
- 3 or 6 position shelf brackets for varied shelf display angles.
- Electric or gas defrost for meat or deli applications.

Specifications are subject to engineering changes without notice.

Models	Case Length	Description	Capacity in Cubic Feet*
N2PSE	93"	Solid Frt, 3-Deck Crown-End, standard coil	31.2
(2) N2PS6 & (2) N2PSE	13' 9.25"	Solid Frt, 3-Deck Island, std coil	106.2
(2) N2PS8 & (2) N2PSE	15' 9.38"	Solid Frt, 3-Deck Island, std coil	120.9
(2) N2PS12 & (2) N2PSE	19' 9.5"	Solid Frt, 3-Deck Island, std coil	150.0

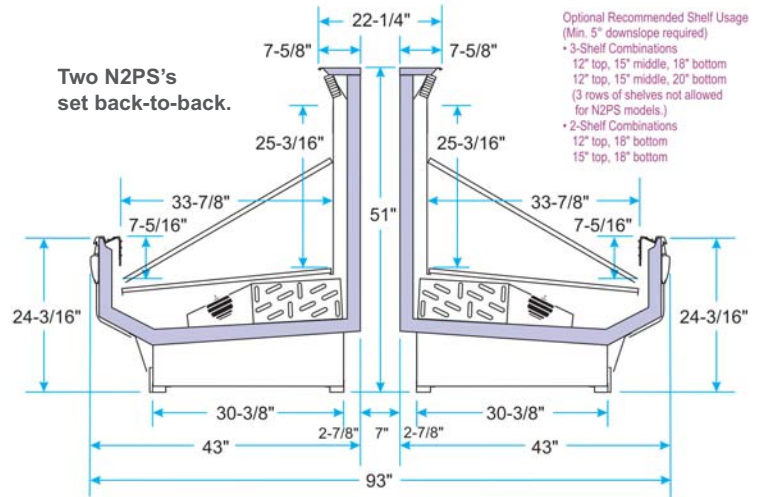
* Cubic capacity is based on one row of 15" shelves and one row of 18" shelves.

Optional Accessories

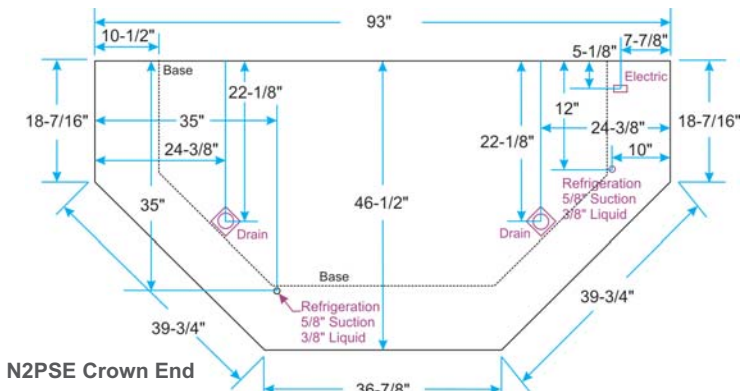


3 or 6 position shelf brackets provide the desired shelf angle for optimum product viewing.

Island footprint shows back-to-back N2PS's with two crown ends



Optional Recommended Shelf Usage
(Min. 5" downslope required)
• 3-Shelf Combinations
12" top, 15" middle, 18" bottom
12" top, 15" middle, 20" bottom
(3 rows of shelves not allowed for N2PS models.)
• 2-Shelf Combinations
12" top, 18" bottom
15" top, 18" bottom



NOTE: There are four separate Suction & Liquid Refrigeration Line connection points in this case. All Refrigeration Lines can connect to either side of the adjoining case-to-case lineup. The access holes in the back of the N2PSE case line up with the access holes in the ends of the N2PS case.

