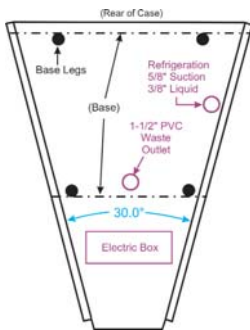




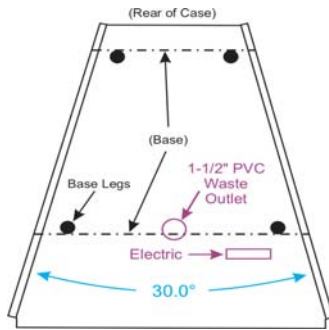
Wedges and corners for service and self-service display merchandisers allow incremental directional changes in merchandiser line-ups, which increases design flexibility. Our inside wedge merchandisers provide concave turns to line-ups, and our outside corner merchandisers provide convex turns to line-ups. And by providing three angle options for both outside and inside turns, store planners are free to design more dynamic layouts for their stores.

Wedge and Corner Footprints

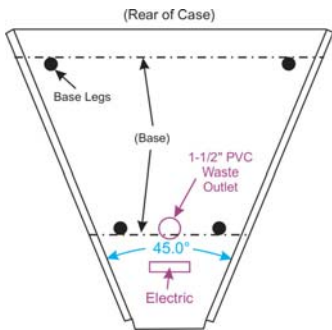
30° Inside Wedge



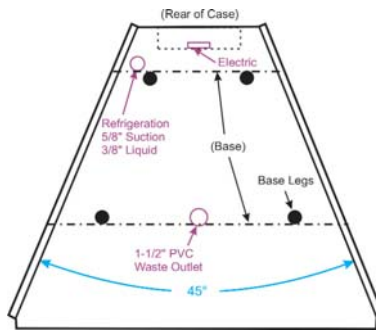
30° Outside Corner



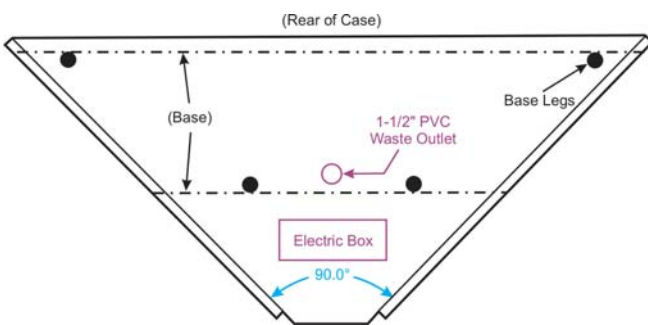
45° Inside Wedge



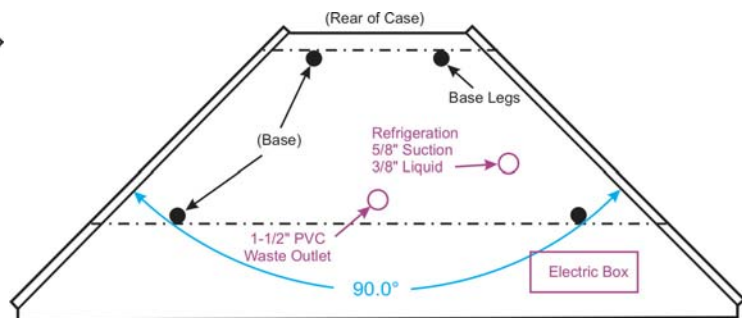
45° Outside Corner



90° Inside Wedge



90° Outside Corner



Features & Benefits

- Energy-efficient copper tube and aluminum fin coils.
- Single row of compact fluorescent canopy lights on multi-deck corners for increased product illumination.
- Removable light channel allows easy access to ballasts.
- Adjustable white powder-coated display screens enhance product presentation.
- 6" clear front glass enhances product visibility on glass front corner merchandisers.
- Front curved-glass on service models are removable for easier access to interior components.
- Easily removable interior components for quicker cleaning.
- Seamless non-corrosive drain pan.
- Fan assembly design allows access to coil and drain pan.
- Pipe leg base facilitates cleaning under the case.
- Off-cycle defrost.

Options

- Multiple-depth shelving alternatives.
- Compact Fluorescent shelf lighting with remote electronic ballasts.
- 3 or 6 position shelf brackets for varied shelf display angles.
- White powder-coated display screens.

Dimensional data for each model are located in the appropriate specification data sheet. Specifications are subject to engineering changes without notice.

Wedge & Corner Merchandiser Models

Corner Case Model	Corner Case Length	Corner Case Type
Meat Merchandisers		
NM30IS	33-5/8"	30° INSIDE
NM30OS	40-9/16"	30° OUTSIDE
NM45IS	43-1/2"	45° INSIDE
NM45OS	51-5/16"	45° OUTSIDE
NMG45OS	51-5/16"	45° OUTSIDE
NM90OS	79-5/8"	90° OUTSIDE
NMG90OS	79-5/8"	90° OUTSIDE
NMGHP90OS	79-5/8"	90° OUTSIDE
N2MHP45OSNL	50"	45° OUTSIDE W/NOSE LIGHT
N2MHP45ISNL	44"	45° INSIDE W/NOSE LIGHT
N3MG30OS	39-5/8"	30° OUTSIDE
N3MG45IS	43-15/16"	45° INSIDE
N3MG45OS	49-15/16"	45° OUTSIDE
N3MG60OS	59-3/4"	60° OUTSIDE
N3MGHP90OS	77-1/16"	90° OUTSIDE
N3HMG90OS	77-1/16"	90° OUTSIDE
N4MG30IS	33-5/8"	30° INSIDE
N4MG30OS	40-9/16"	30° OUTSIDE
N4M45IS	43-1/2"	45° INSIDE
N4MHP45OS	51-5/16"	45° OUTSIDE
N4MG45IS	43-1/2"	45° INSIDE
N4MG45OS	51-5/16"	45° OUTSIDE
N4M90IS	71"	90° INSIDE
N4M90OS	79-5/8"	90° OUTSIDE
N5MG30IS	33-1/8"	30° INSIDE
N5MG30OS	40-1/2"	30° OUTSIDE
N5MG45IS	43-15/16"	45° INSIDE
N5MG90IS	71"	90° INSIDE
N6MHPM45IS	43-7/8"	45° INSIDE
N6MHPM45OSNL	51-1/16"	45° OUTSIDE W/NOSE LIGHT

Corner Case Model	Corner Case Length	Corner Case Type
Produce Merchandisers		
NP45IS	43-15/16"	45° INSIDE
NP45OS	51-5/16"	45° OUTSIDE
NP90OS	80-11/16"	90° OUTSIDE
N3PH45IS	51-5/16"	45° INSIDE
N3PH45OS	56-13/16"	45° OUTSIDE
N4P30IS	33-5/8"	30° INSIDE
N4P45IS	43-15/16"	45° INSIDE
N4P45OS	51-5/16"	45° OUTSIDE
N4PHP45IS	43-15/16"	45° INSIDE
N4P90IS	71"	90° INSIDE
N4P90OS	79-5/8"	90° OUTSIDE
N5P45IS	43-15/16"	45° INSIDE
N5P90IS	71"	90° INSIDE
N5P90OS	79-5/8"	90° OUTSIDE
Deli & Dairy Merchandisers		
N6DL30OS	39-5/8"	30° OUTSIDE
N6DL45IS	43-7/8"	45° INSIDE
N6DL45OS	51-1/16"	45° OUTSIDE
N6DL90IS	70-7/8"	90° INSIDE
N6DM45OS	51-1/16"	45° OUTSIDE
N6DM90IS	70-7/8"	90° INSIDE
N6DM90OSNL	78-7/8"	45° OUTSIDE W/NOSE LIGHT
N6DH45IS	43-7/8"	45° INSIDE
N6DH45OS	51-1/16"	45° OUTSIDE
N6DH90IS	70-7/8"	90° INSIDE
N6DHPL30IS	33-5/8"	30° INSIDE
N6DHPL45IS	43-7/8"	45° INSIDE
N6DHPL45OS	51-1/16"	45° OUTSIDE
N6DHPL90IS	70-7/8"	90° INSIDE
N6DHPM45IS	43-7/8"	45° INSIDE
N6DMHPM45OS	51-1/16"	45° OUTSIDE
N6DHPM90IS	70-7/8"	90° INSIDE
N6DHPH45IS	43-7/8"	45° INSIDE
N6DHPH45OS	51-1/16"	45° OUTSIDE
N6DHPH90IS	70-7/8"	90° INSIDE

Corner Case Model	Corner Case Length	Corner Case Type	Corner Case Usage
Service Merchandisers			
NLM15OS	29-1/4"	15° OUTSIDE	GRAVITY MEAT
NLM30OS	33-5/8"	30° OUTSIDE	GRAVITY MEAT
NLM45IS	44"	45° INSIDE	GRAVITY MEAT
NLM45OS	50"	45° OUTSIDE	GRAVITY MEAT
NLM90OS	77"	90° OUTSIDE	GRAVITY MEAT
NFM45IS	44"	45° INSIDE	GRAVITY MEAT
NFM45OS	50"	45° OUTSIDE	GRAVITY MEAT
NVM45OS	50"	45° OUTSIDE	GRAVITY MEAT
NLD45IS	44"	45° INSIDE	FORCED AIR - DELI
NLD45OS	50"	45° OUTSIDE	FORCED AIR - DELI
NLD90IS	71"	90° INSIDE	FORCED AIR - DELI
NLD90OS	77"	90° OUTSIDE	FORCED AIR - DELI
NFD45IS	44"	45° INSIDE	FORCED AIR - DELI
NFD45OS	50"	45° OUTSIDE	FORCED AIR - DELI
NNG90IS	71"	90° INSIDE	MED TEMP DELI
NNG90OSA	77"	90° OUTSIDE	MED TEMP DELI

Specifications are subject to engineering changes without notice.